

VT De Lisle America Fund GB£ Units

December 2018

**de
LISLE
PARTNERS**

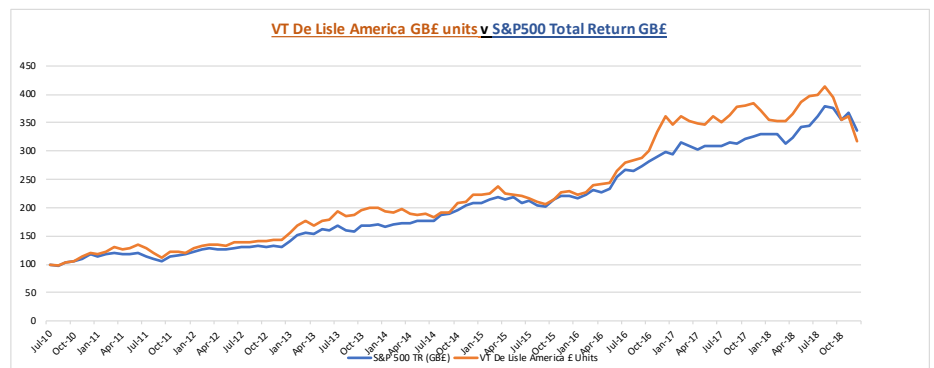
Fund Information

Portfolio Manager	Richard de Lisle
Launch Date	06/08/10
Fund Size	£37.97m
No. of Holdings	92
Benchmark	S&P 500 Index
IA Sector	IA North America
Pricing	Daily, 12 noon
ACD	Valu-Trac Inv. Management
Structure	UCITS III OEIC

Fund Objective

To provide an attractive long-term return by investing primarily in equities in North America.

Fund Performance



Cumulative Performance (%)

	1m	3m	6m	1yr	3yr	5yr	7yr	Since launch
VT De Lisle America GB£	-12.01	-19.82	-20.24	-14.74	38.82	57.96	164.69	216.97
S&P 500 TR in GB£	-8.61	-10.96	-2.70	1.92	52.50	96.41	184.58	235.41

Discrete Performance (%)

	2018	2017	2016	2015	2014	2013	2012	2011
VT De Lisle America GB£	-14.74	2.86	58.30	2.34	11.19	40.88	18.94	-0.53
S&P 500 TR in GB£	1.92	10.30	35.66	5.51	22.08	30.39	11.12	0.87

Source: Data from daily valuations of the B GB£ share class, as at 2/1/19 and Market Close for the S&P500 TR in GB£ as at 31/12/18.

Past performance is not a reliable indicator to future performance.

Shareclass Information

Shareclass	B Shares Acc GBP (£)	B Shares Acc USD (\$)
Minimum Investment	£10	\$10
Initial Charge	2%(currently waived)	2% (currently waived)
Management Fee	1% +£12,500(whole Fund)	1% +£12,500 (whole Fund)
OCF	~1.15%	~1.15%
SEDOL	B3QF3G6	B4X7J42
ISIN	GB00B3QF3G69	GB00B4X7J424

Ratios

	3yr	5yr	Since launch
Volatility	16.05	14.89	15.70
Alpha	0.36	-0.28	2.51
Beta	0.91	0.87	0.94
Sharpe ratio	0.56	0.40	0.72
Information Ratio	-0.13	-0.21	0.16

Manager Commentary

In December, the Fund fell by 12.06% and the S&P500TR fell by 8.61% in its worst December since 1931. The stability we saw last month was washed away in a generalised sell-off which affected all sectors. The driving force of the decline is the fear of how it all ends if everything goes wrong. We have been in the cross-hairs.

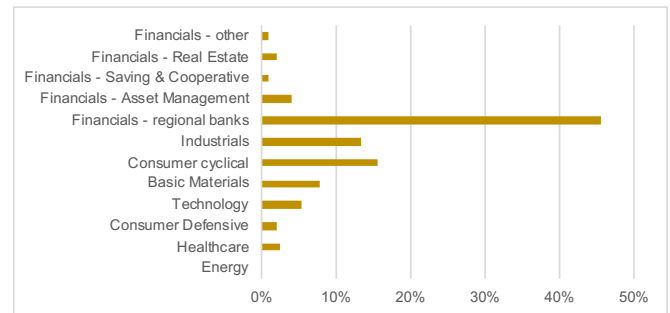
Our portfolio thrives with the heartlands, whether this is expressed through community banks or little businesses making things for consumers or industry. The relative strength has been in consumer stocks, health care, utilities and REITs, principally for their lower volatility. The market is anticipating recession and so big has outperformed small and growth has outperformed value. Technology, being in the best quadrant here, was the best place to be in 2018 but its high ratings had it down in line in December. As for us, this was our worst year, relatively, and our closest indices were also poor. For instance, the community bank index was down 14.5% on the month and 17.7% on the year.

We are left with many stocks on single figure multiples, some of which have more than halved in 2018. The pessimistic case is they are on peak earnings and disaster awaits but provided there is low debt I feel it is unreasonable to sell now. We were not positioned for recession. In the past we have always got it back efficiently but I am sorry we are more than participating on the downside beforehand. The timing of the turn depends on how bad it actually gets but some indicators have already flashed extremes exceeded only by 2008 and 1974 in recent times. I feel we are currently commensurate with the extent of the 1990 sell-off and we will remain fully invested.

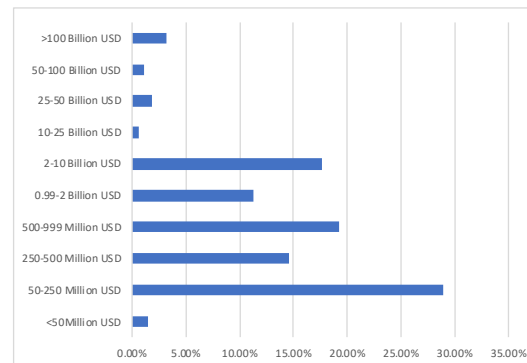
Platform Availability

Hargreaves Lansdown	Standard Life
AJ Bell/Youinvest	Ascentric
Allfunds	Nucleus
Cofunds	Novia
Transact	Pershing Nexus
Alliance Trust	

Sector Allocation (%)



Market Cap Breakdown (%)



Top 10 Holdings (%)

F S Bancorp	9.50
Townebank	6.95
Steel Partners	4.90
Johnson Outdoors	3.97
Westwood Holdings	3.83
Marine Products	3.28
Southern National Bancorp of Virginia	2.69
CareTrust	2.04
Bank of South Carolina	2.03
People's Bank of North Carolina	2.02
TOTAL	41.21

Contact us:

investor-relations@delislepartners.uk

020 7074 3572

Important Information

Issued by De Lisle Partners LLP, registered in England No.OC310994, authorised and regulated by the Financial Conduct Authority. The Authorised Corporate Director (ACD) is Valu-Trac Investment Management Limited(VT), registered in England No. 02428648. VT is authorised and regulated by the Financial Conduct Authority. The registered office of Valu-Trac Investment Management Ltd is Level 13, Broadgate Tower, 20 Primrose Street, London, EC2A 2EW; head office at Mains of Orton, Orton, Fochabers, Moray, Scotland IV32 7QE. The Fund qualifies as an undertaking for Collective Investment in Transferable Securities (UCITSIII). This document should not be construed as investment advice or an offer to invest in the Fund. Nor should its content be interpreted as investment or tax advice for which you should consult your independent financial adviser and/or accountant. The information and opinion it contains have been compiled or arrived at from sources believed to be reliable at the time and are given in good faith, but no representation is made as to their accuracy, completeness or correctness. Any opinion expressed in this document represents the views of De Lisle Partners at the time of preparation, but is subject to change. For professional use only. The value of an investment and the income from it can fall as well as rise as a result of market and currency fluctuations and you may not get back the amount originally invested. Past performance should not be viewed as a guide to future performance. Please read the Prospectus before making an investment.